

# **FIELD DAY**

## **SAG Debrief**

Thursday 13<sup>th</sup> June 2019

# AGENDA

1. Overview
2. Site Layout
3. Security
4. Medics
5. Welfare
6. Health & Safety
7. Modal Shares
8. Ingress
9. Egress
10. Community Impact
11. Noise Management



# OVERVIEW

**EVENT NAME** Field Day

**DATES** Friday 7<sup>th</sup> June 2019  
Saturday 8<sup>th</sup> June 2019

**LOCATION** Orbital Business Park, Argon Rd, N18 3BW

**TICKET HOLDERS** 9,500 on Friday / 16,500 on Saturday

**AUDIENCE PROFILE** 50/50 m/f, 25-34 core audience, 18+ event

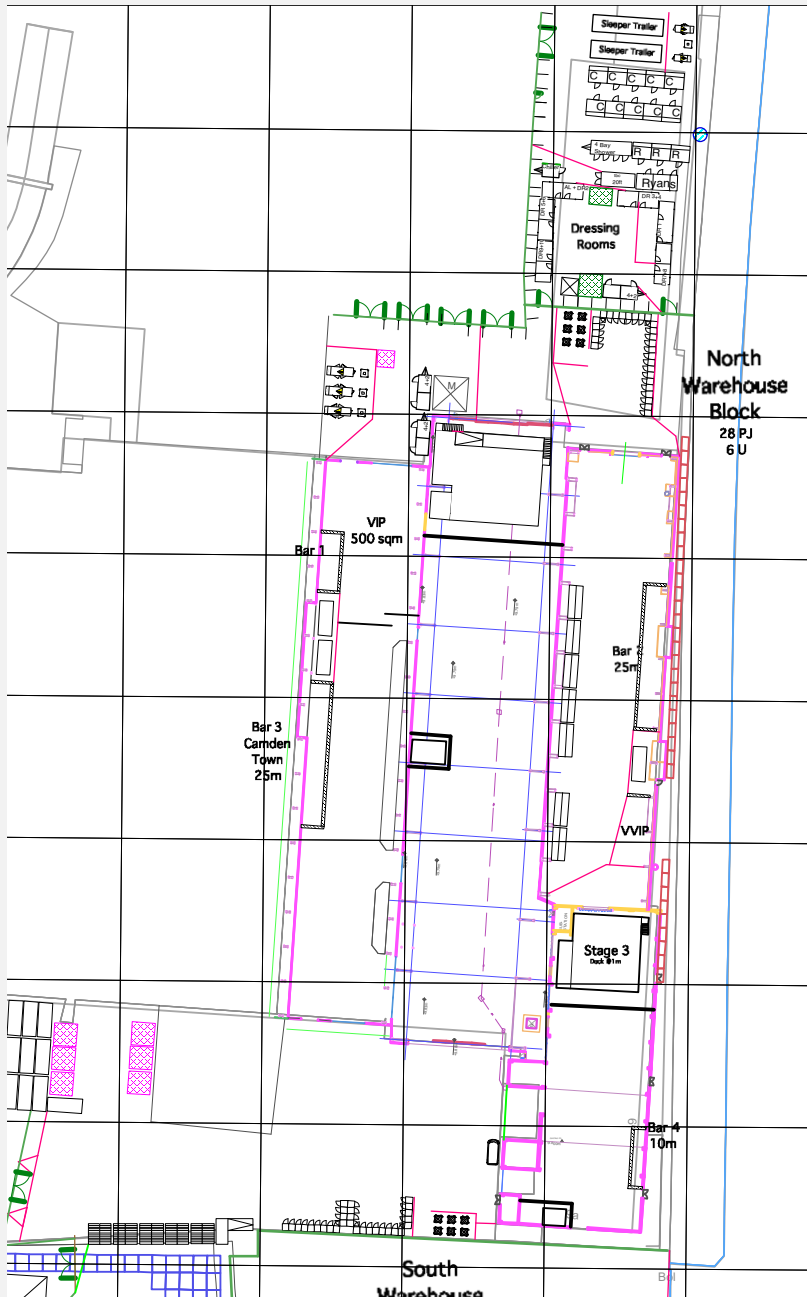
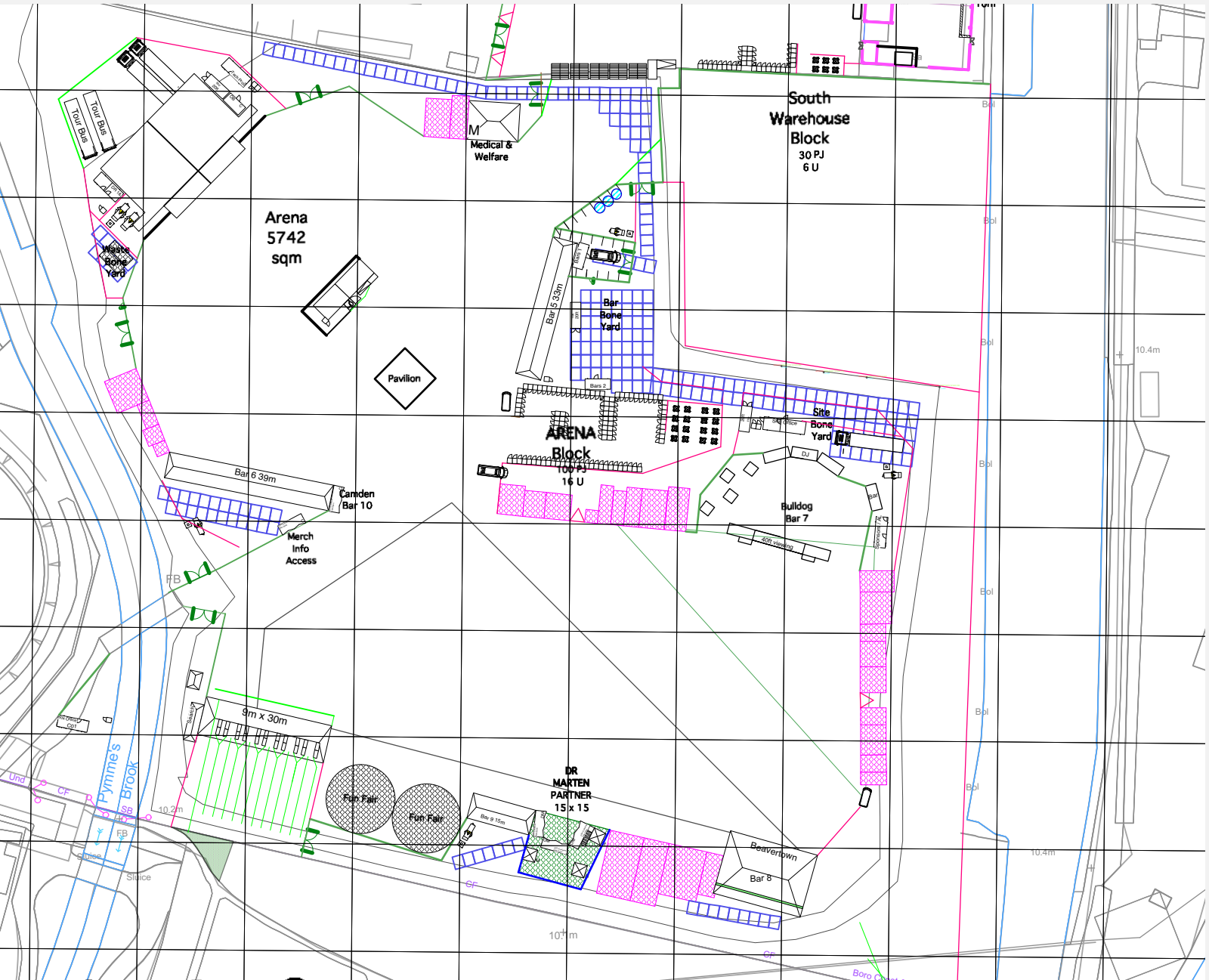
Typical Field Day crowd, despite concern around the new location and line-up direction.

- Smooth ingress, with similar usage of TH/MW.
- Gates were delayed on Friday by 55min due to inclement weather affecting the Main Stage.
- Problematic warehouse sweep on Saturday after the curfews were changed in an effort to reduce conflict.
- Smooth primary and secondary egress.





# SITE LAYOUT



# SECURITY REPORT

- Management and supervisors were professional and responsive to issues.
- Robust and efficient search regime across both gates, although dog coverage was intermittent at the VIP gate.
- Accreditation checkpoints were very weak, despite numerous re-briefings throughout the weekend.
- Slow communications meant that amendments to procedures were not always enacted, causing confusion on the ground.
- Very low number of security issues for a metropolitan festival, largely due to the well-natured, compliant audience.

	Friday	Saturday	TOTALS
<b>Attendance</b>	<b>9,500</b>	<b>16,500</b>	<b>26,000</b>
In-depth Search	141	151	292
Dog indication	114	148	262
Unauthorized Entry	0	0	0
Violent Conduct	0	0	0
Sus Theft	0	0	0
Sus Possession	29	24	53
Intoxication	1	2	3
Ant-Social Behavior	0	0	0
Sexual Assault	0	0	0
<b>Refusals</b>	<b>2</b>	<b>2</b>	<b>4</b>
<b>Ejections</b>	<b>4</b>	<b>2</b>	<b>6</b>
<b>Arrests</b>	<b>0</b>	<b>1 (TBC)</b>	<b>1 (TBC)</b>

# MEDICAL REPORT

- Gravel arena did not present a pattern of injuries, despite prior concerns. Only one rolled ankle from the entire weekend.
- The low number of drugs and alcohol related incidents speaks of an audience of experienced festival goers, who are aware of their limits and look out for each other.
- The Medical Centre ran smoothly, although limited back of house parking meant that reserve ambulances had to park away from the action.

	Friday	Saturday	TOTALS
<b>Attendance</b>	<b>9,500</b>	<b>16,500</b>	<b>26,000</b>
Existing Condition	6	7	14
Sus Drugs	4	5	9
Sus Alcohol	0	0	0
Slips and Trips	4	6	10
Heat Related	0	0	0
Cold Related	0	0	0
Other	19	20	42
<b>Total Patients</b>	<b>33</b>	<b>38</b>	<b>71</b>
<b>Hospitalisations</b>	<b>0</b>	<b>1*</b>	<b>1*</b>

\*non-emergency transfer

# WELFARE REPORT

- The vast majority of welfare contacts were signposting and supply requests (sun cream, hay fever tablets etc).
- The mix of substances in circulation was typical of the Field Day audience, with poly-use relatively high:
  - MDMA + Alcohol
  - MDMA + Ketamine
- There was a spate of MXE (Methoxetamine - a derivative of Ketamine) on Friday that could have been troublesome. It can be fatal when mixed with alcohol in high doses.
- Many people went looking for lost property at the Welfare tent, but it was actually at the Info Point (who managed it poorly).

	Friday	Saturday	TOTALS
<b>Attendance</b>	<b>9,500</b>	<b>16,500</b>	<b>26,000</b>
Crisis Intervention	3	5	8
Lost Adult	0	2	2
Rest & Recuperation	6	12	18
Other	0	0	0
<b>Total Contacts</b>	<b>9</b>	<b>17</b>	<b>28</b>
Signposting	30	30	60
Supplies Request	40	60	100

# HEALTH & SAFETY


- No Nonsense (supplying the main stage) were observed on several occasions disregarding H&S guidelines and did not adhere to some CDM regulations, such as their work area being rarely defied especially back of house.
- A combination of trakmat and rubber matting was tested underneath the Main Stage Mojo, but did not provide enough grip. Instead the Mojo was installed directly onto the gravel and pinned into place. This was monitored by the supplier throughout and did not present any issues.
- The high winds overnight Friday and on Saturday morning had an impact on structures and fencing across site. Although competently erected by suppliers, many needed repairing and checking prior to opening for the second day.
- Wind speeds were constantly monitored by the stage-mounted anemometer, with data sent to EC every 30 mins.





# HEALTH & SAFETY

- The integrity of the island stage operating during the Boiler Room takeover was partially compromised as the result of an active crowd on Saturday. A Showstop was requested by the Production Manager, but upon assessment the decision was made to reinforce and permit the rest of the set, after which the island stage was removed and the rest of the performers moved to the larger stage at the North end of the warehouse.
- A conflict of crowd migrations occurred at 22:30 on Saturday, as the Main Stage went down five minutes earlier than expected and people attempted to enter and leave the warehouse area at the same time. The original timings were changed to have the two largest stages finish simultaneously in an effort to displace crowds towards the main gates for egress. By trying to solve an issue which did not exist, congestion was caused at the bottleneck between the field and warehouses.
- There were no serious injuries at the event, throughout the build, show and break periods.



# MODAL SHARES

		Friday (Predicted)	Friday (Actuals)	Saturday (Predicted)	Saturday (Actuals)	TOTALS (Actuals)
	<b>Attendance</b>		<b>9,500</b>		<b>16,500</b>	<b>26,000</b>
<b>INGRESS</b>	Tottenham Hale > Walk	5,700	3,000	9,900	7,000	10,000
	Tottenham Hale > Meridian Water		2,300		2,800	5,100
	Meridian Water (Greater Anglia)	2,375	2,200	4,125	4,200	6,400
	Taxis	950	1,200	1,650	1,500	2,700
	Other (Walk, Cycle, Bus)	475	800	825	1,000	1,800
<b>PRIMARY</b>	Walk > Tottenham Hale	3,600	1,200	6,900	3,000	4,200
<b>EGRESS</b>	Meridian Water > Tottenham Hale		1,600		3,800	5,400
	Meridian Water (Greater Anglia)	1,500	2,200	2,875	3,400	5,600
	Taxis	600	600	1,150	800	1,400
	Other (Walk, Cycle, Bus)	300	400	575	500	900
<b>SECONDARY</b>	Walk > Tottenham Hale	2,450	2,000	3,500	2,000	4,000
<b>EGRESS</b>	Taxis	875	1,100	1,250	2,000	3,100
	Other (Walk, Cycle, Bus)	175	400	250	1,000	1,400



# INGRESS : MERIDIAN WATER

- Meridian Water station (finally) opened on the Monday prior to the event, and although it did not immediately appear on popular travel apps - usage was great on show days, servicing over 40% of attendees.
- Barrier lines, signage and staffing diverted attendees away from the existing crossing as they exited the station.
- A temporary signalised pedestrian crossing between Leaside Rd and Glover Drive was installed to facilitate a safe crossing point of Meridian Way for attendees routing from Meridian Water.
- This crossing did cause congestion as the road was narrowed to one lane in both directions. Now that station infrastructure is nearing completion this could be reviewed for future events.





# INGRESS : TOTTENHAM HALE



- Good usage of Tottenham Hale (just under 40% of attendees), with the vast majority routing via London Underground.
- Barrier lines, signage, staffing and a large format VMS routed attendees up Watermead Way towards the festival, although the wrong park entrance was used during ingress on Friday which meant attendees bypassed the toilet block at the Marigold Road junction.





# PRIMARY EGRESS : TOTTENHAM HALE

- The queue lanes at Tottenham Hale were never fully loaded, with holds only being actioned when a southbound GA train from MW saw large numbers transferring to the underground.
- On Saturday, attendees broke holes in the ped barrier and walked down the closed road, which led to a 45 min hold on vehicle movement during peak egress.





# PRIMARY EGRESS : MERIDIAN WATER

- The VMS at the end of Leaside Road split attendees between TH & MW. The temporary crossing point was maintained within the closure to ensure controlled crowd movement towards the station.
- A hold was occasionally actioned at the foot of the stairs to ensure platforms were not over-loaded. The station only had one functioning Oyster reader, which caused some delays, but in general the layout worked very well.






# PRIMARY EGRESS : TRAFFIC

- The closure was instigated from 20:30 as planned, with traffic vehicles used at the main closure points to control access.
- Constant liaison with the bus garage and other key stakeholders within the closure ensured access was maintained where possible.
- The closure caused some congestion in the area, compounded by a large number of taxis routing for the PUDO in Ikea.



# SECONDARY EGRESS : PUDO

- The PUDO layout worked very well, with attendees quickly matched with their booked vehicles.
- Vehicle movement was slow and carefully controlled, with pedestrians confined to safe waiting areas.
- No major issues presented with matching customers to their pre-booked private hire vehicle, this process was well managed.





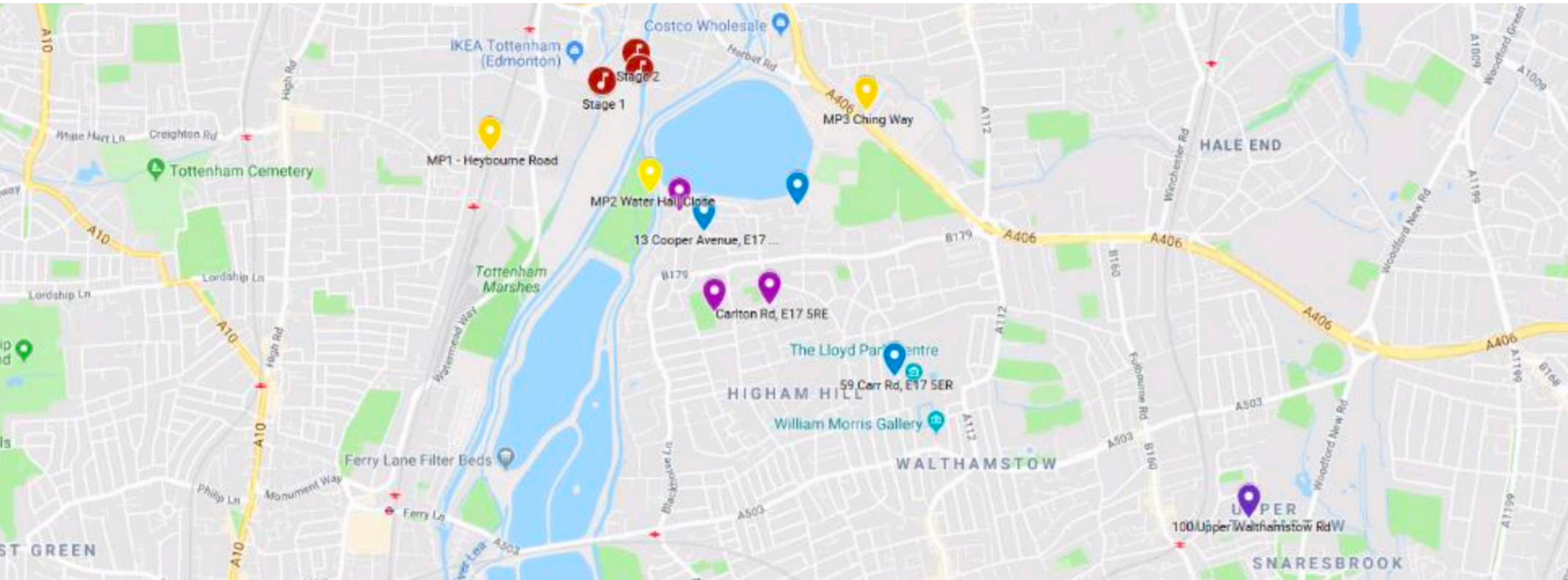
# SECONDARY EGRESS : TOTTENHAM HALE

- The closure was instigated from 20:30 as planned, with traffic vehicles used at the main closure points to control access.
- Constant liaison with the bus depot and other key stakeholders within the closure ensured access was maintained where possible.
- The closure caused some congestion in the area, compounded by a large number of taxis routing for the PUDO in Ikea.



# COMMUNITY IMPACT

- There were 8 noise complaints from local residents made to the community line: 3 Friday, 5 Saturday.
- There were 6 other calls, mostly requesting information. The locations of complainants are shown below.





# NOISE MANAGEMENT

- Three Spires undertook a joint monitoring circuit with Joynul Islam (EHO at Enfield Council).
- From a noise management perspective, it is considered that The Drumsheds are well suited for hosting events due to the relatively large propagation distances to the nearest noise sensitive receptors.
- The sound insulation performance of Unit 5 (Stage 2) results in the ability to maintain sound pressure levels desired by the performing artists, whilst limiting noise pollution into local community. Anecdotal feedback from the audience was very positive in terms of levels for all stages, and the number of complaints was low for a metropolitan event.

